



WASHINGTON STATE  
UNIVERSITY

# FY26 Tuition Proposal

---

Leslie Brunelli, Executive Vice President for Finance and Administration & CFO

Chris Jones, Assistant Vice President for Budget and Planning

November 14, 2024



# Tuition Setting Authority

## Legislature sets the cap for Undergraduate Resident rate increases

RCW 28B.15.067: *Tuition for resident undergraduates may increase by no more than the average annual percentage growth rate in the median hourly wage for Washington for the previous fourteen years as the wage is determined by the federal bureau of labor statistics*

---

## Regents can set rates for all other categories of students without limit

RCW 28B.15.067: *The governing boards of the state universities may reduce or increase full-time tuition fees for all students other than resident undergraduates, including nonresident students, summer school students, and students in other self-supporting degree programs.*



# **FY26 Tuition Proposal**

---

- **Tuition Context**
- **Timeline**
- **Appendix**
  - **Student Affordability**
  - **Enrollment Trends**
  - **Peer Comparison**

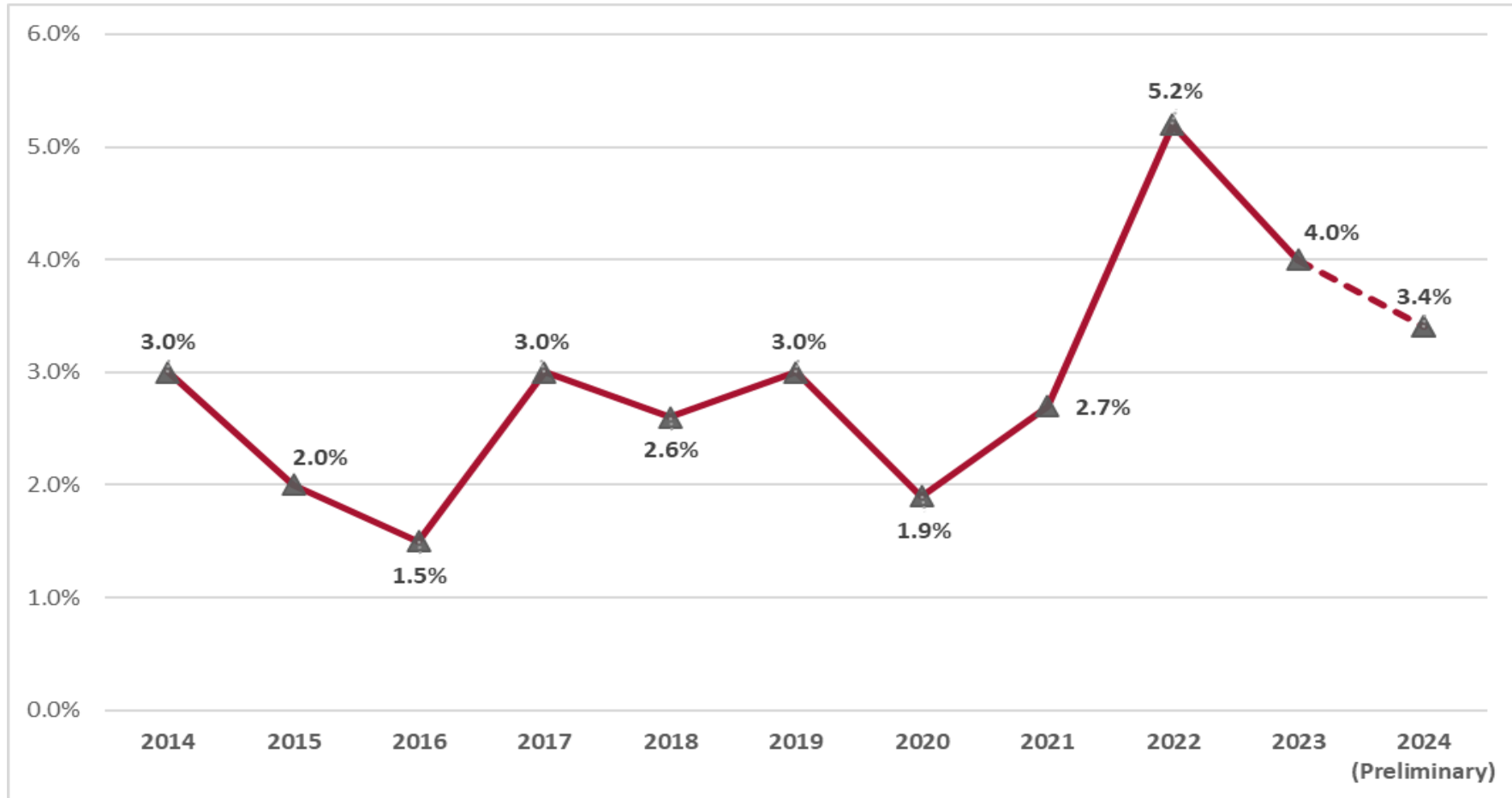
# WSU Resident Undergraduate Tuition Rate Changes Compared to Maximum Allowed

Academic Year	Maximum Rate Increase Allowed by RCW 28B.15.067	WSU Increase Approved by Board of Regents
2017-18	2.2%	2.2%
2018-19	2.2%	2.0%
2019-20	2.4%	2.4%
2020-21	2.5%	2.5%
2021-22	2.8%	2.5%
2022-23	2.4%	2.4%
2023-24	3.0%	2.5%
2024-25	3.0%	3.0%
2025-26	3.3%	3.3%



# Higher Education Price Index (HEPI)

CommonFund measures the HEPI based on average relative level of prices in a fixed basket of goods and services purchased by colleges and universities each year, therefore more accurate than the CPI for the higher education industry.



Source: Commonfund, Higher Education Price Index 2013-2024 reported through June 2024

The factors that impact HEPI include:

Salaries for faculty, administration, and other employees | Fringe benefits | Utilities | Supplies and materials | Miscellaneous services





# Assumptions for FY26 Planning

---

- Modest increase in first-year & transfer students, being mindful of enrollment cliff and implementation issues with new FAFSA
- Slight decrease in overall enrollment due to continued impacts of large graduating cohorts
- **Without rate increase**, tuition projected to decrease \$3.3 million over projected FY25
- **With rate increase of 3.3%**, tuition projected to increase \$3.6 million over projected FY25



# UG and GRAD Tuition Rates for AY 24-25 with Proposed Changes for AY 25-26

Annual Tuition Rates	Current	Proposed	\$ Change	% Change
Undergraduate Resident	\$11,305	\$11,678	\$373	3.3%
Undergraduate Non-Resident	\$27,864	\$28,784	\$920	3.3%
Undergraduate Resident Global Campus	\$11,305	\$11,678	\$373	3.3%
Undergraduate Non-Resident Global Campus	\$12,648	\$13,065	\$417	3.3%
Graduate Resident	\$13,055	\$13,486	\$431	3.3%
Graduate Non-Resident	\$28,677	\$29,623	\$946	3.3%
Graduate Resident Global Campus	\$13,055	\$13,486	\$431	3.3%
Graduate Non-Resident Global Campus	\$13,055	\$13,486	\$431	3.3%

*3.3% increase recommendation on max authorized under RCW 28B.15.067*

*Rates shown are full-time annual rates for students enrolled in between 10-18 credits*



# Professional and Self-Sustaining Tuition Rates for AY 24-25 with Proposed Changes for AY 25-26

Tuition Rates	Current	Proposed	Change	% Change
PharmD Resident	\$24,878	\$25,724	\$846	3.4%
PharmD Non-Resident	\$30,104	\$30,104	\$0	0.0%
DVM Resident	\$26,774	\$27,658	\$884	3.3%
DVM Non-Resident	\$62,378	\$64,436	\$2,058	3.3%
DVM 4th Year Resident	\$38,376	\$38,376	\$0	0.0%
DVM 4th Year Non-Resident	\$73,980	\$73,980	\$0	0.0%
ESF College of Medicine Resident	\$42,118	TBD	TBD	TBD








# Timeline





## **Next Steps – Tuition Rates**

- Rate increase proposals were presented to the WSU Student Government Council October 28, 2024
- January 2025 - Action Item on tuition rates considered by the Board
- November 2024 – Future Action Item on tuition rates for VetMed and College of Pharmacy
- January 2025 – Future Action Item on tuition rates for Elson S. Floyd College of Medicine and others



# **Next Steps – Student Fees**

## January 2025

- Housing & Dining Rates – Future Action
- Student Tech Fee – Future Action

## March 2025

- Housing & Dining – Action Item
- Student Tech Fee – Action Item
- Student Services & Activities – Future Action

## April 2025

- Student Services & Activities – Action Item

# Appendix

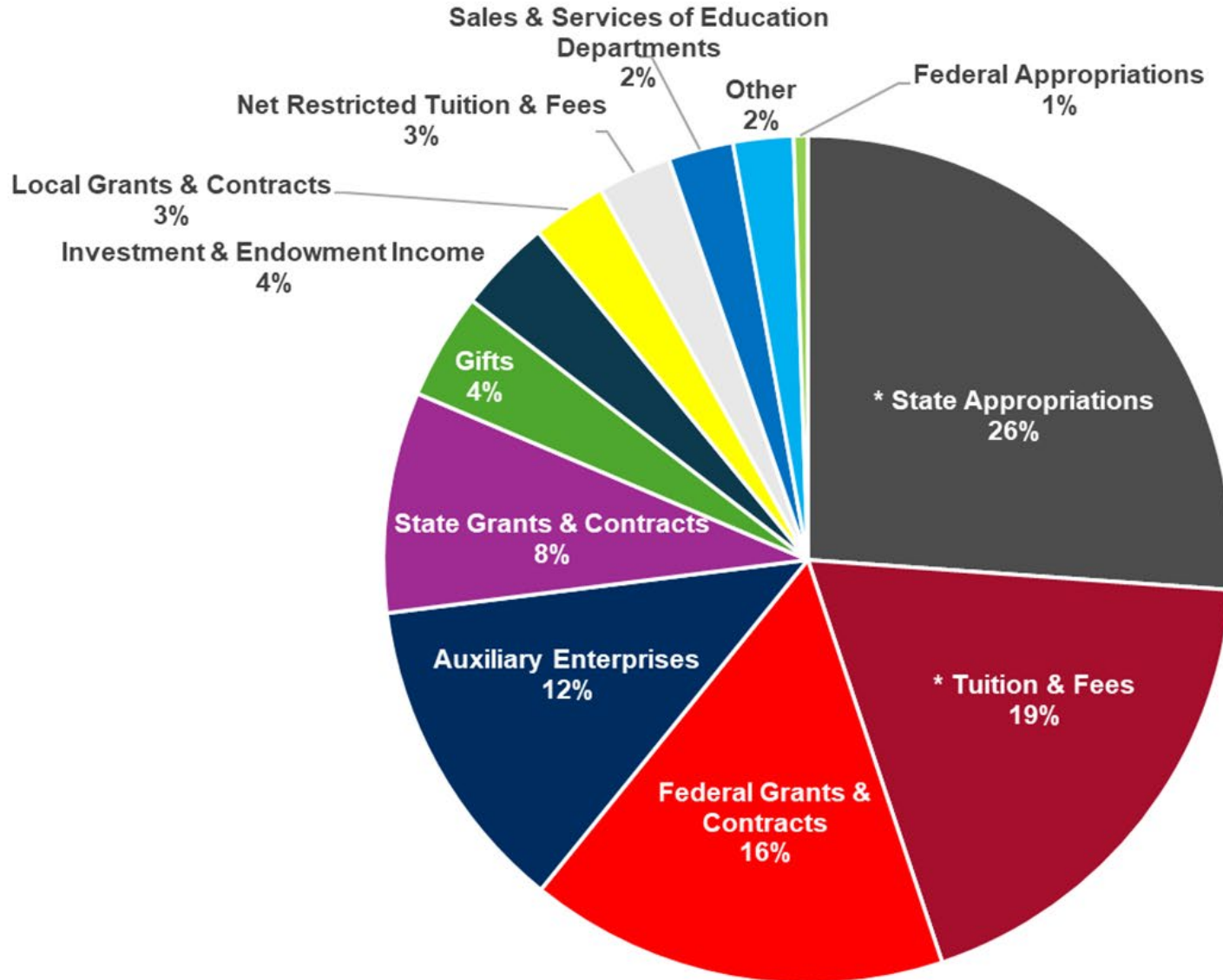
---

- **Student Affordability**
- **Enrollment Trends**
- **Peer Comparison**



# FY25 WSU Estimated All Funds Budget

**\$1.3 Billion**



\* Available for allocation



# Student Affordability





# Washington College Grant (WCG), College Bound & Bridge Grant

- Generous WCG grant for WA residents with financial need
- Full and Part time awards (\$11,887 to \$1,189)
- College Bound Students receive an additional \$500 award
- WCG grant eligible students not receiving College Bound who are at the 65% MFI (Median Family Income), receive an additional Bridge Grant



# Outcomes of Affordability Efforts

- Resident Undergraduate Tuition rates are only \$483 more today than 10 years ago (4% higher).
- Resident undergraduates who pay no tuition has improved from 31% in 2014 to 34% in 2023.
- Resident undergraduates who pay full tuition has fallen from 42% in 2014 to 35% in 2023.
- Resident undergraduates graduating with no loan debt jumped from 39.6% in 2014 to 51.3% in 2023.



# Outcomes of Affordability Efforts

Full impact of the Washington College Grant has not been experienced:

- Eligible student from a family of four with income of \$78,500 or less per year would get a full award of \$11,887.
- As an example, public college tuition would likely be free for a family with three children and a single parent earning \$37.50 per hour.
- For middle-income families, grant amounts are lower. Yet even someone from a family of four earning up to \$120,500 per year can get some money to help pay for college.



# WSU Outreach for FAFSA/WAFSA

- Campaigns for *both* prospective/new Cougs and current Cougs.
- Communications – written, electronic throughout the cycle.
- Virtual events and in person events to help students and families complete the FAFSA/WAFSA (<https://financialaid.wsu.edu/event-registration-and-requests/>)
- SFS (Student Financial Services) has a dedicated Communication Center to assist students and parents with a variety of questions about financial aid and scholarships.



# WSU Outreach for FAFSA/WAFSA

- Workshops/events at high schools and on WSU campuses to help students complete the FAFSA/WAFSA.
- SFS participates in Visitation and Recruitment Events, assisting students and parents with financial aid & scholarship questions.
- SFS has an appointment scheduler for students to meet in person or virtually to assist with any financial aid and scholarship questions, including Spanish assistance option.
- SFS has a dedicated Spanish section on their website.



# FAFSA Delay

- Financial Aid Offers delayed by 3 months, typically we send offers by the end of February; this year we were not able to send until early May.
- 5.5% decrease in FAFSA's received.
- Students deciding to stop out or hold off on attending due to the uncertainty of what they would be eligible for.
- Continuing issues with ED processing and some students still are not packaged with financial aid.



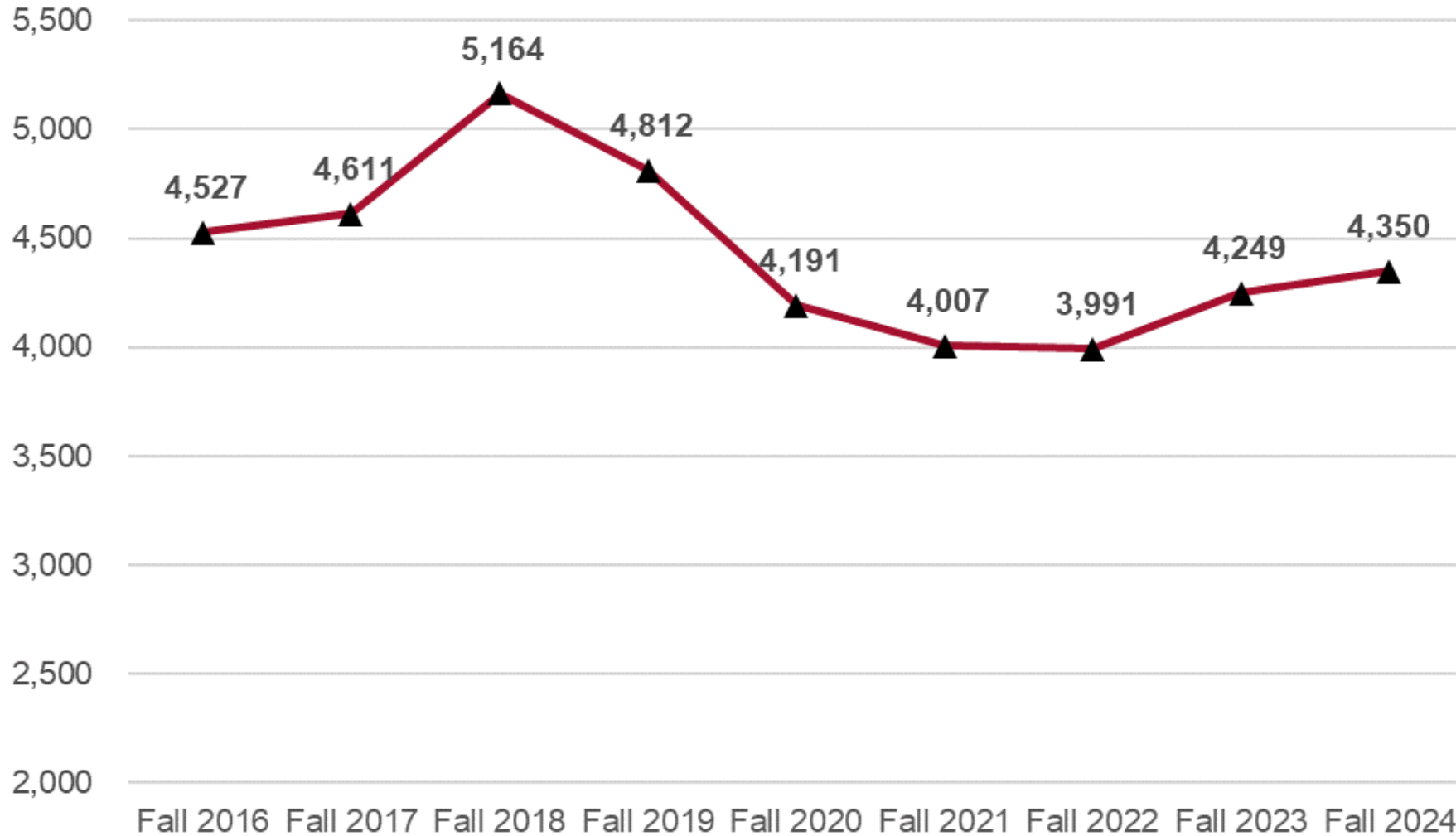




# Enrollment Trends



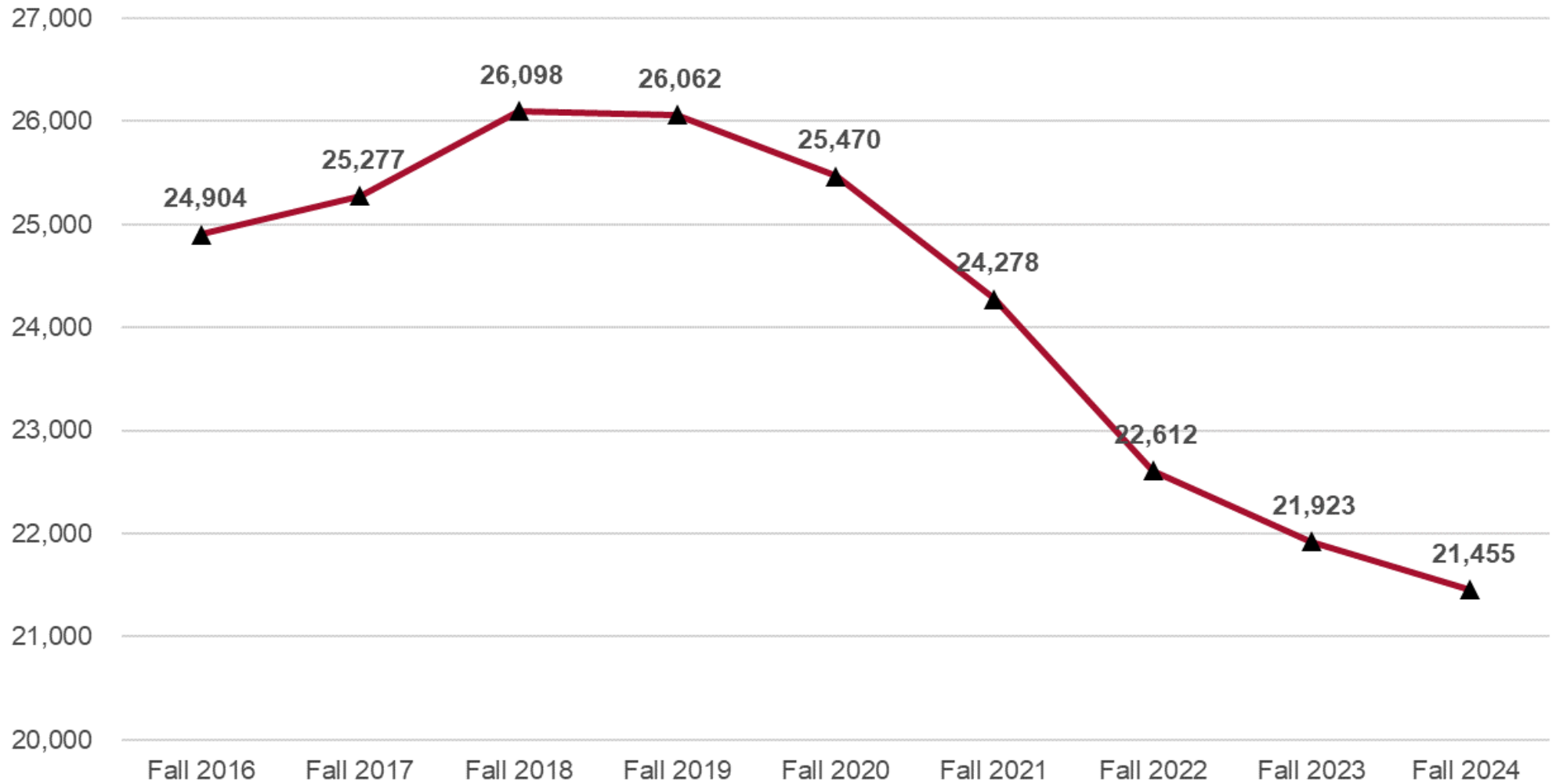
# First Time First Year Enrollment as of Fall Census



*\*\*updated to headcount per spreadsheet provided by OSPA*



# Total Undergraduate Headcount as of Fall Census



# Undergraduate Enrollment Trends

- State-wide enrollment at public baccalaureate institutions was down 6.2% between fall 2020 and fall 2023. Washington State University was down 13.9% during the same time.
- WSU has seen a decrease in enrollment at all campuses, except the Global Campus, which had an increase in enrollment of 9.8% between fall 2020 and fall 2023.



# 10-Year Tuition Rate Change History

AY	Resident Undergraduate	Non-Resident Undergraduate	Non-Resident Undergraduate Global	Resident Graduate	Non-Resident Graduate	Non-Resident Graduate Global
2015-16	-5.0%	0.0%	0.0%	0.0%	0.0%	0.0%
2016-17	-10.0%	0.0%	0.0%	0.0%	0.0%	0.0%
2017-18	2.2%	0.0%	0.0%	0.0%	0.0%	0.0%
2018-19	2.0%	0.0%	0.0%	0.0%	0.0%	0.0%
2019-20	2.4%	2.4%	2.4%	2.4%	2.4%	2.4%
2020-21	2.5%	2.5%	2.5%	2.5%	2.5%	2.5%
2021-22	2.5%	2.5%	2.5%	2.5%	2.5%	2.5%
2022-23	2.5%	2.5%	2.5%	2.5%	2.5%	2.5%
2023-2024	2.5%	2.5%	2.5%	2.5%	2.5%	2.5%
2024-2025	3.0%	3.0%	3.0%	3.0%	3.0%	3.0%
<b>2025-26 (proposed)</b>	<b>3.3%</b>	<b>3.3%</b>	<b>3.3%</b>	<b>3.3%</b>	<b>3.3%</b>	<b>3.3%</b>



# 10-Year Tuition Rate History

AY	Resident Undergraduate	Non-Resident Undergraduate	Non-Resident Undergraduate Global	Resident Graduate	Non-Resident Graduate	Non-Resident Graduate Online Global
2015-16	10,356	\$23,956	\$10,874	\$11,224	\$24,656	\$11,224
2016-17	\$9,324	\$23,956	\$10,874	\$11,224	\$24,656	\$11,224
2017-18	\$9,530	\$23,956	\$10,874	\$11,224	\$24,656	\$11,224
2018-19	\$9,720	\$23,956	\$10,874	\$11,224	\$24,656	\$11,224
2019-20	\$9,953	\$24,531	\$11,135	\$11,493	\$25,248	\$11,493
2020-21	\$10,202	\$25,145	\$11,414	\$11,781	\$25,879	\$11,781
2021-22	\$10,457	\$25,773	\$11,699	\$12,076	\$26,526	\$12,076
2022-23	\$10,708	\$26,392	\$11,980	\$12,366	\$27,163	\$12,366
2023-24	\$10,976	\$27,052	\$12,280	\$12,675	\$27,842	\$12,675
2024-2025	\$11,305	\$27,864	\$12,648	\$13,055	\$28,677	\$13,055
<b>2025-26 (proposed)</b>	<b>\$11,678</b>	<b>\$28,784</b>	<b>\$13,065</b>	<b>\$13,486</b>	<b>\$29,623</b>	<b>\$13,486</b>

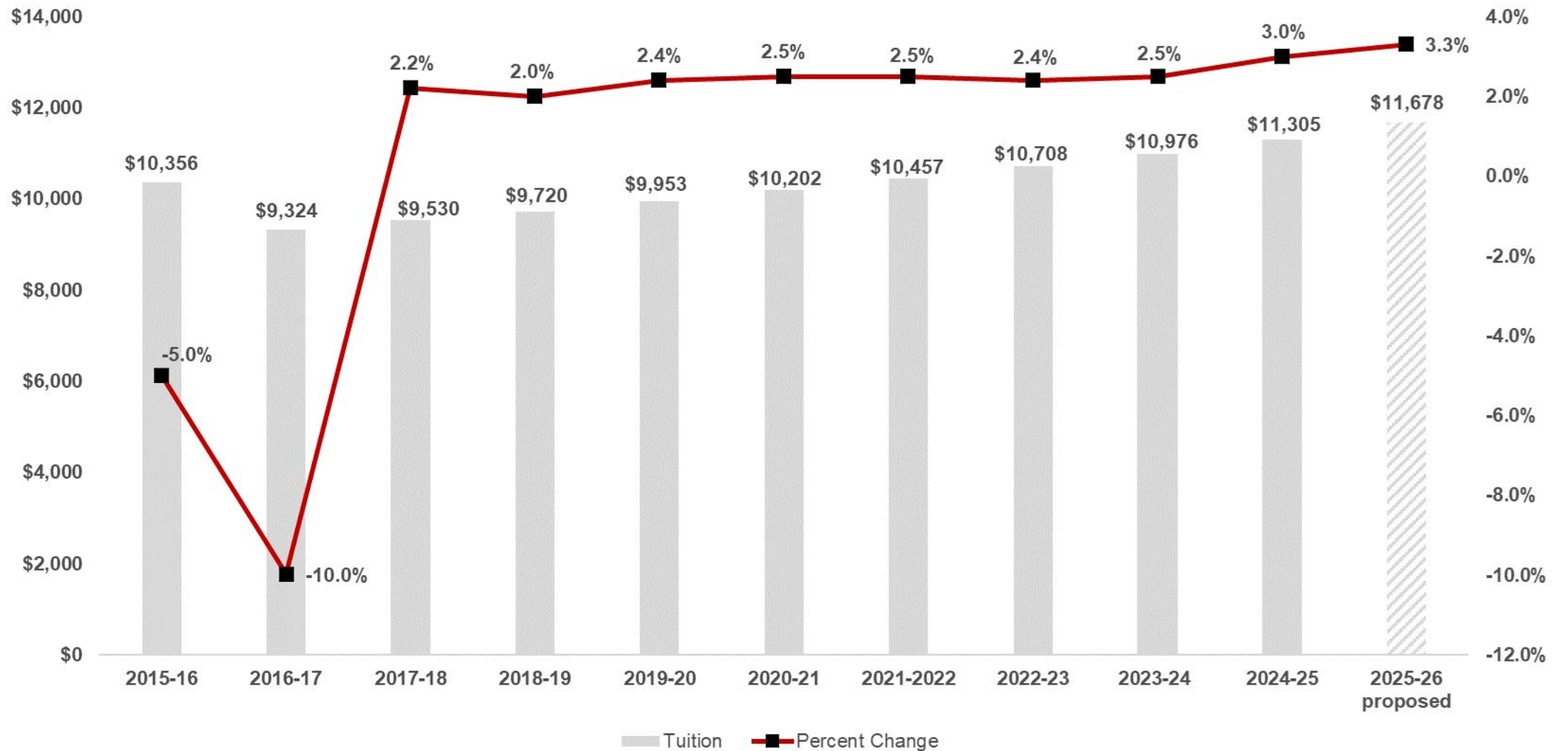






# Resident Undergrad Rates

## Academic Years 2015/16 – 2025/26 (proposed)





# Peer Comparison



# Peer Comparisons

## Resident Undergraduate Tuition & Fees (shown lowest to highest)

Strategic Plan Peers	
Name	AY 2024-2025
	Resident Undergrad
North Carolina State U	\$8,986
Purdue U	\$9,992
Mississippi State U	\$10,052
U of Nebraska - Lincoln	\$10,434
Iowa State U	\$10,787
U of Georgia	\$11,440
U of Maryland - College Park	\$11,808
Louisiana State U	\$11,954
Colorado State U	\$13,239
<b>Washington State U</b>	<b>\$13,391</b>
U of Tennessee - Knoxville	\$13,812
U of Missouri - Columbia	\$14,122
Oregon State U*	\$14,535
Virginia Tech	\$15,948

\*Varies by credits and matriculation date



# State of Washington Peers

## Resident Undergraduate Tuition & Fees (shown lowest to highest)

School	AY 2024-2025
Eastern Washington U	\$8,586
Evergreen College	\$8,988
Central Washington U	\$9,417
Western Washington U	\$9,582
UW	\$12,973
WSU	\$13,391



# Resident Undergraduate Tuition and Fees Split: UW and WSU

	Tuition	Mandatory Fees	Total
University of Washington	\$11,869	\$1,104	\$12,973
Washington State University	\$11,305	\$2,086	\$13,391

